

# Amber Trails Community School

## November Newsletter

### DRESS FOR THE WEATHER

Children are expected to play outdoors from 8:30 am - 8:50 am and during their two activity breaks. Many children walk to and from school. For children to be comfortable and enjoy being outside, proper outerwear is a necessity.

. Winter Jackets

. Ski Pants

. Winter Boots

. Hats or Toques

. Mitts or Gloves

. Scarves or Neck Warmers



*When the temperature falls below -27C, children stay indoors.*

### DATES TO REMEMBER

*Tuesday, December 2 – Divisional Day – No Classes*

*Monday, December 22- Friday, January 2 - Winter Break - No Classes*

### ATTENDANCE MATTERS

Thank you for letting the school know when your child will be away from school or late. Call 204-697-5965 (Voicemail is 24/7)


Or email us at [ambertrails@7oaks.org](mailto:ambertrails@7oaks.org)





## Grade 8 Biologists Bring Cells to Life!

Our Grade 8 classes have been exploring the world of biology by learning about cells and all their unique structures. To deepen their understanding, many students created detailed cell dioramas that highlight each part from the nucleus all the way to the cell membrane. Their creative, science-inspired models are now beautifully showcased in their classrooms. Amazing work, budding biologists!



# Showcasing Learning: First-Term Student-Led Conferences

On Thursday evening, November 20, and during the day on Friday, November 21, we hosted our first-term student-led conferences. Classrooms were beautifully prepared by students and teachers, welcoming parents and families to explore and celebrate the learning that has taken place over the past few months. Students proudly showcased their growth and achievements, while parents had fun trying their hand at some higher-level math in the middle years.



# *Commemorating Remembrance Day*

## *Room 202 – Stunning Poppy Art!*



To commemorate Remembrance Day, our school held a ceremony on Thursday, November 7th, where student Jaydes gave a moving speech about Indigenous heroes, including Sergeant Tommy Prince. The following day, November 8th, was Indigenous Veterans Day, honouring the military service of First Nations, Inuit, and Métis people.

Indigenous Veterans Day is observed on November 8. Events are held across the country to recognise Indigenous veterans, including the 1st Annual Indigenous Veterans Day Powwow. Many Indigenous veterans did not receive the same benefits, supports, or recognition as non-Indigenous veterans after returning home.

This day provides an important opportunity to acknowledge their service and sacrifices.

One of those heroes was Sergeant Tommy Prince. He was born in Manitoba in 1915 and was a proud member of the Brokenhead Ojibway Nation. He wanted to help others and protect his country, so he joined the army.

Sergeant Prince was very smart and very brave. During World War II, he did something amazing: when a message line was broken during a battle, he pretended to be a farmer so the enemy wouldn't notice him. He fixed the line while bullets were flying, and because of his courage, many soldiers were saved.

For his bravery, he was given special medals from both Canada and the United States. But even more important than medals, Sergeant Tommy Prince showed what it means to be strong, proud, and kind. After the war, life was not easy for him, but he never gave up. He stood tall and kept helping others.

On Remembrance Day, we remember Sergeant Tommy Prince for his courage, his heart, and his example. He reminds us that heroes come from every community, and that one person's bravery can make a big difference. Lest we forget.

You might be wondering why Indigenous Veterans Day is separate from Remembrance Day. Indigenous soldiers were often overlooked or excluded from recognition on Remembrance Day. November 8 gives space to acknowledge their unique experiences and sacrifices, both in service and upon returning home.

We hope you take time to honour our Indigenous veterans.

By: Jaydes, Room 201

## ***Room 200 and 216 are Growing Something Big!***

**Our Grade 6 classes have teamed up with Farm Club to launch an exciting micro greens project! Students have begun germinating seeds and are testing different conditions to see what grows best during the winter months. Stay tuned for the greenery sprouting in our halls!**

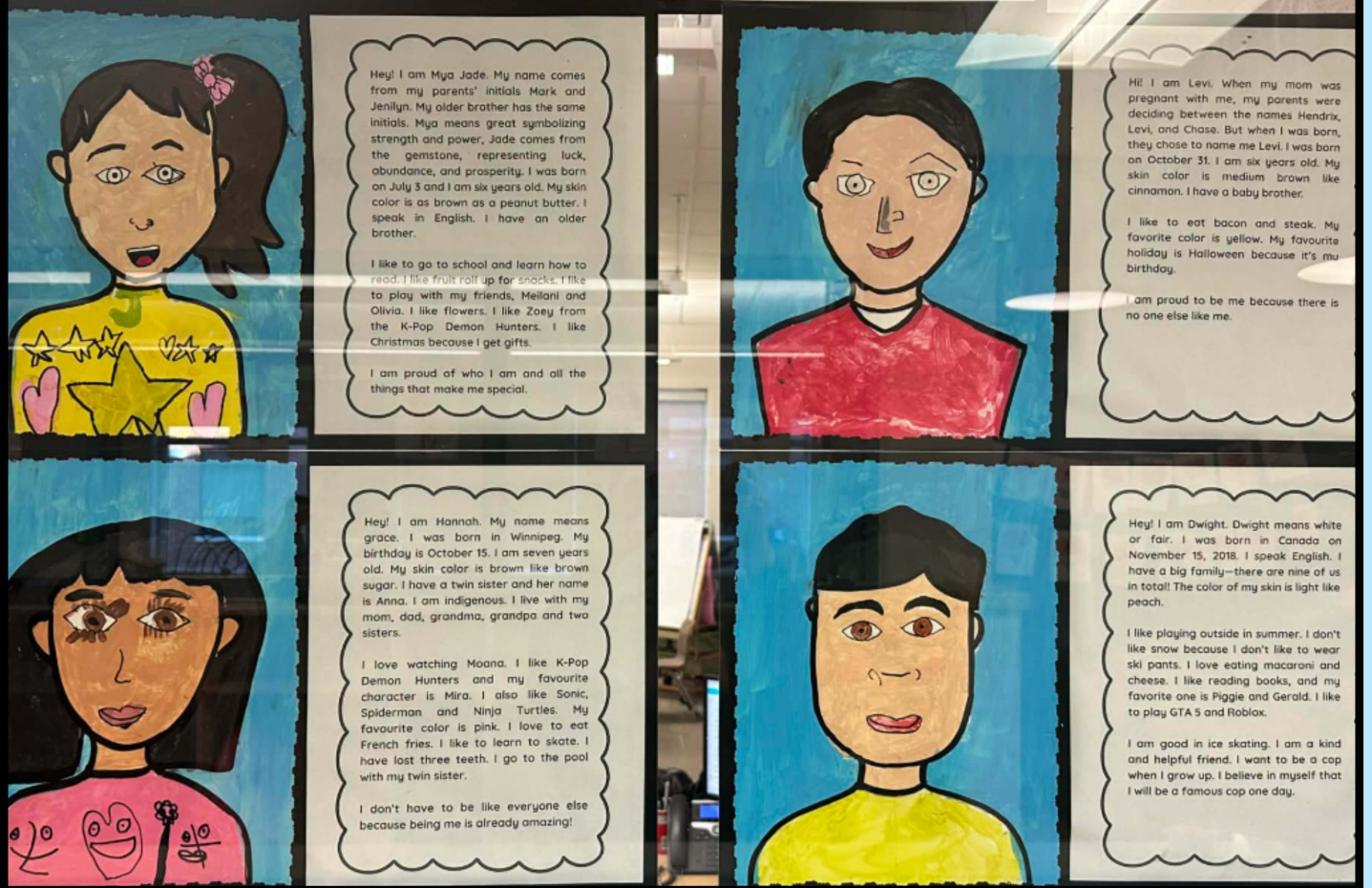


## ***Room 216 is Learning from the Pros!***

***Room 216 had some awesome special guests this month! A student's mom dropped in to give us the inside scoop on credit. We learned why saving money matters and how a good credit score can open doors for us in the future. Then another parent visited to teach us all about waste diversion and recycling. Thanks to him, we're leveling up our recycling game and working hard to cut down on classroom waste.***

***We can't wait to welcome more parents in the coming months to share their cool skills, real-world knowledge, and amazing experiences with us!***





The students in Room 119, in Mrs. Manangan's class, have worked on their Self-Identity Writing and Art Project. Through this work, students explored who they are and what makes them special, expressing their ideas through meaningful writing and creative artwork. All their beautiful pieces have now been compiled, and we are excitedly waiting for the book to be published. We can't wait for families to see the students' wonderful stories and artwork come to life!



Students in Room 104 have been exploring habitats and the relationships between living things and their environment. This month, they created detailed habitat dioramas to show how animals meet their needs for food, shelter, and protection. Students also shared their projects with other Grade 3/4 classes, explaining their research and design choices. Their creativity and growing scientific understanding were wonderful to see!

In Room 203, students learned how authors use cliffhangers to keep readers in suspense. Students wrote their own cliffhanger stories, practicing how to build tension, add details, and leave the reader anticipating if something exciting, surprising, or mysterious might happen. With a cliffhanger story, the reader is left wondering what will happen next!

## Cliffhanger story by Avraj

I was just sitting on my sofa. I was watching TV, but then I heard a rumbling sound in my brother's room and my stomach dropped. *I thought, 'Wait! I'm by myself! Oh no I am by myself! What could that sound be? What if it's the ghost, what if there's someone here, what can it be? I'm by myself, my parents are at the store and what if someone's robbing my house!'* Then I heard someone banging the door. I said to myself, should I open the door? Should I just stay here, should I call 911, should I call my parents, should I run outside to my aunt's house? What if he robs everything in my house. I was curious to go into that room but at the same time my heart was beating so fast and I was sweating. My parents aren't going to come yet because they just went 30 minutes ago. They usually come in like 3 hours so what do I do? The rumbling started again. It was louder and scarier. Then I heard a THUMP I heard it again louder THUMP. I really wanted to open the door. I went in front of the door. I opened the door and

## The Mystery of Room 203

It was an ordinary Tuesday morning in Room 203—or at least, it started that way. Mrs. Dumanan had just finished taking attendance when the lights flickered.

"Hm," she said with a small smile. "Looks like the storm outside is making the power act up."

The students giggled nervously. Carlos whispered to Elle, "Maybe the school's haunted."

"Haunted?" Harleen said, rolling her eyes. "It's just thunder."

But when a low humming sound started coming from the back of the classroom, even Harleen stopped smiling.

Mrs. Dumanan frowned. "Did anyone hear that?" Everyone nodded. The sound grew louder—like something was moving inside the closet.

Elijah raised his hand slowly. "Mrs. Dumanan... I think it's coming from where we keep the art supplies."

The teacher walked to the closet door. Creaseak. The knob was warm, even though the classroom felt cool. She took a deep breath and opened it—

Nothing. Just paper bins, paintbrushes, and boxes of glue sticks.

"See?" she said, laughing softly. "Probably just the building settling."

Then Jeron pointed. "Wait... look!"

At the bottom of the closet, a single crayon was rolling out—slowly, in a perfect circle—then it stopped. Ravneet gasped. "That's not normal!"

Before Mrs. Dumanan could reply, the classroom speakers crackled to life. A voice whispered, "Room 203..."

Everyone froze. Wyatt looked around. "Who said that?"

Mrs. Dumanan hurried to the intercom button. "Office? Is someone trying to reach Room 203?"

Then the voice said,

## CLIFF HANGER STORIES by Room 203




### What is a cliffhanger?

A cliffhanger is a story ending that leaves the reader in suspense — something surprising or mysterious happens, but we don't find out what comes next!

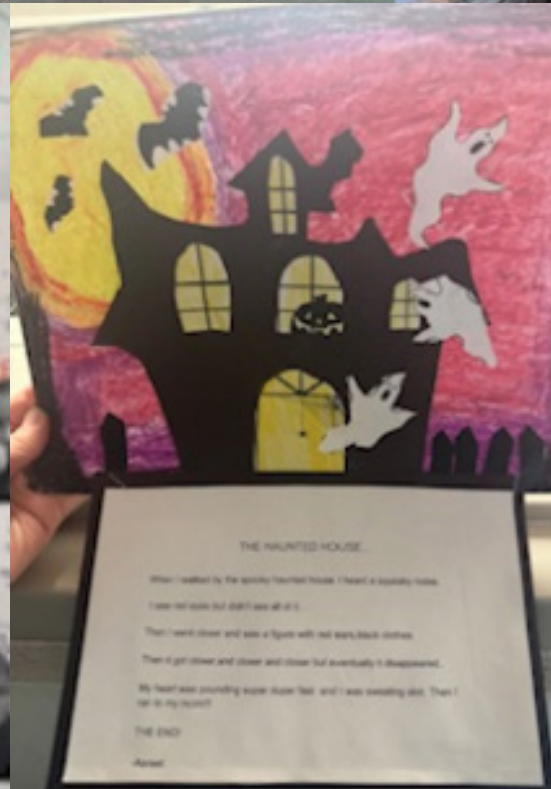
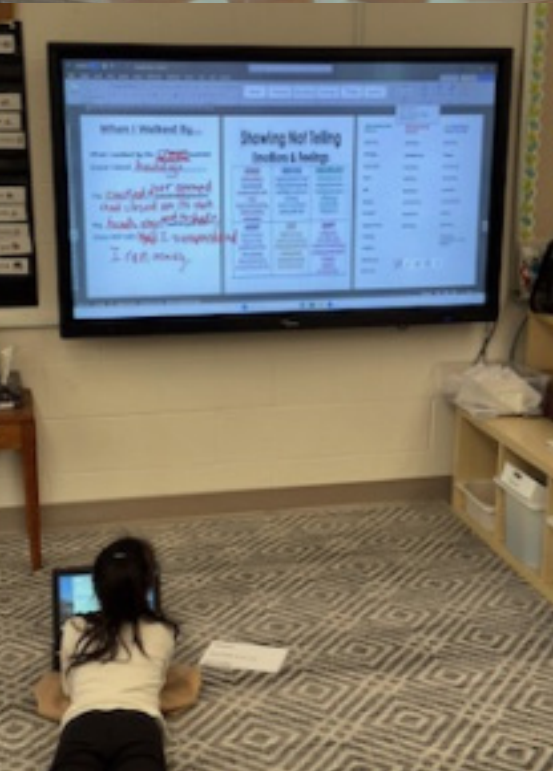


In Room 203, students worked hard on their demonstration presentations. Each student created a slideshow to teach the class about their chosen topic, then led a live demonstration showing us how to do something step by step. Through these presentations, we learned how to cook and bake different foods, try out new sports skills, and make a variety of creative crafts. Students practiced speaking clearly, explaining their steps, and engaging their audience.



**The learners in Room 209 have been busy!!**

**Our writers have been working hard on “showing, not telling” in their writing! Students stretched their sentences and added rich details to bring personal narratives and spooky Halloween stories to life.**



The students in room 109 have been busy learning about various biomes around the world and how animals survive and thrive in their environments. After researching tundra, forest, grassland, desert, and aquatic ecosystems in class, the students had the chance to see these ideas come to life during their field trip to the Assiniboine Park Zoo.

At the zoo, they explored real-life examples of animal adaptations up close - like how fur, feathers, colors, and behavior help animals stay warm, find food, and stay safe. Examples of this include why polar bears have white fur (so they can blend in with the snow), and how bison have thick fur around their heads (to keep warm and shelter them from winter winds). The students returned full of curiosity and new connections.

We are proud of their thoughtful questions, observations, and wonder they brought to both the classroom and the zoo!



